

Cybertech Fitting Guide

For optimal fit, assuring patient comfort and product effectiveness

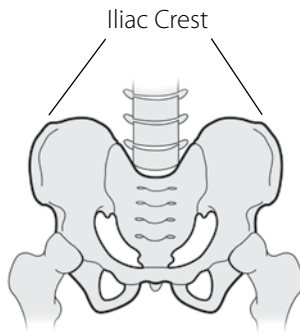
Cybertech braces are available in consistent girth increments:

Small:	25"- 30"
Medium:	30"- 35"
Large:	35"- 40"
XL:	40"- 45"
XX:	45"- 50" (Largest size for the MAC, or any MAC associated product.)
XXX:	50"- 55"
4X-5XL:	56"- 68" (Black 10" brace only. ie TriMod, BiMod, and Premium Plus products in black standard profile only.)

Two brace heights or profiles are available in most Cybertech Braces 10" and 8". The MAC, SPINE, Body Jacket, Cruciform, and TLSO are available in one height only.

Here are some of the guidelines for measuring.

TriMod System Plus:

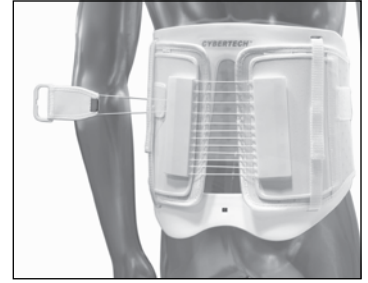


Measure girth at the iliac crest, and at the waist, use the larger number to choose brace size. If a patient is "between sizes", especially if you are measuring before surgery where abdominal swelling could be a factor, choose the larger size. If post surgical weight loss is 20 to 30 lbs., additional overlap of the brace does not negatively affect its performance.

Most female patients will be better fit in our low profile brace. Especially in the corpulent female in a sitting position. The distance from the top of the thigh to the breast development excludes application of a standard profile brace, and may also require mixing sizes of brace and panel when ordering. A default size panel is included with each brace. Please know a client always has the option to mix and match. If you are fitting a 5'4" 235 lb female, you might order in a XXL low profile brace and frame, with a low profile front panel. The chairback frame is heat moldable, allowing the height of the frame to be cut down for the shortest patients. This brace is available to fit patients from 56 to 68 inches in the 10" black version.

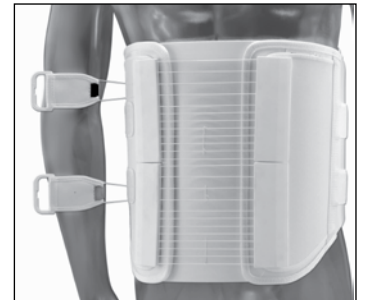
BiMod Chairback System:

Same as the TriMod, with no front panel.



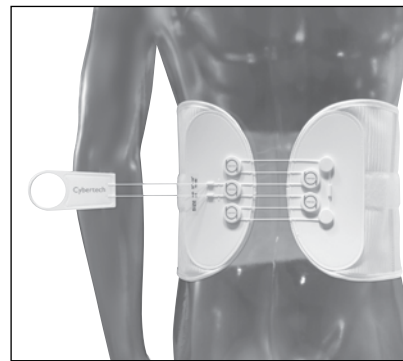
Ergo Premium Plus:

Same as the TriMod, with the option of choosing anterior and posterior panel sizes. Unlike the TriMod, it does not contain lateral panel support.



Body Jacket:

Measure torso girth iliac crest, waist, and umbilicus, use the largest number to choose brace size. This brace often supports and feels better with the use of lordotic pads. A pair of 10 degree pads are supplied with the brace. Additional pad conformities are also available. This brace fits "barrel shapes" very well, if the patient is a slim female with a large differential between waist and hips, another brace may be preferable.



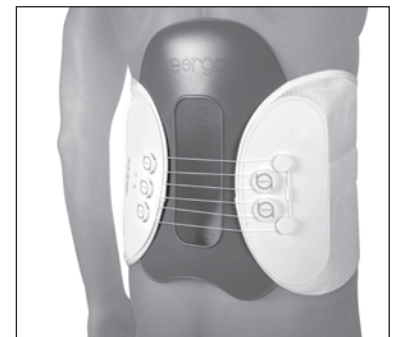
MAC:

Measure girth at iliac crest and waist, using the larger number. When between sizes, use the smaller size. The 3:1 pulley system's handle travels half as much for the same amount of closure, it was designed for the handle to start

at the patient's lateral midpoint rather than next to the pulley system. The MAC runs "a little big." Note: The MAC is offered in sizes up to XXL.

MAC Plus:

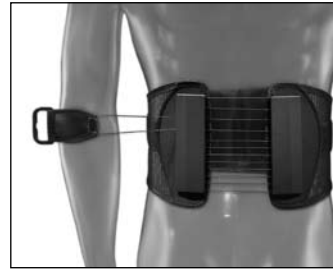
Same as the Mac, with the option of choosing the posterior panel size. The Mac Plus ships with a default panel size.





Cruciform:

Measure girth at waist and solar plexus, using the larger number. If the patient is not dexterous, choose one size larger than they measure. When in doubt, choose the larger size. A slightly larger sized cruciform performs as well and can be easier to manipulate. An undersized cruciform will not function. Sizing relates only to the circumference of the sewn



SPINE Brace:

Measure girth at iliac crest and waist, using the larger number. SPINE brace patients are generally not scheduled for surgery, and no panel is required, so the size grid may be strictly followed.

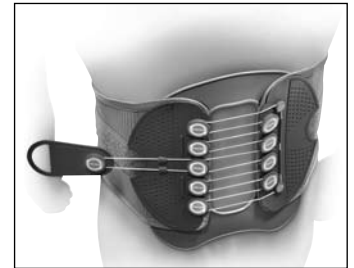
Ergo SPINE Brace Flex Power Plus:

Same as the SPINE brace. Anterior and posterior sizes.



Ergo Flex Power Plus:

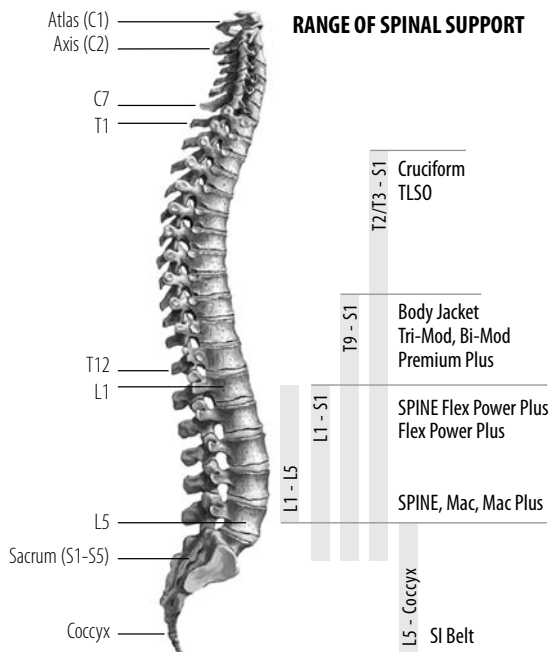
Same as the Ergo Premium Plus or the TriMod.



portion of the brace and does not relate to brace height. If a shorter brace than the normal adjustment range is needed, rotate the x-form 90 degrees and install the hardware. Short vertical struts may be requested when ordering.

TLSO:

Measure torso girth at its largest dimension to choose the brace size. When in doubt, choose the larger size. Lordotic pads are provided and should normally be used. While some think of this big brace for large patients, it is also used very successfully as a post op scoliosis brace. Lordotic pads are provided and should normally be used. This brace is much easier to fit and apply than previous models, though the appearance is the same. The brace now is self applicable making it easy to apply.



Cybertech Medical™

1815 Wright St., La Verne, CA 91750
 Ph: 1.800.220.4224 Fax: 1.909.363.7311
www.cybertechmedical.com